

Patient Information



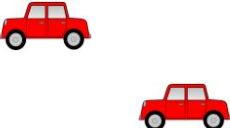
Orthoptic Department

Diplopia (Double Vision)

What is Double Vision?

The eyes should work together as a pair. Where they are not working together, this can cause a squint which can lead to seeing two images instead of one. Double vision can be constant or intermittent.

The double vision may be:

- Side by side (horizontal) 
- One on top of the other (Vertical) 
- A mixture of the two 

Headaches and eye strain may also occur.

Closing or covering one eye usually relieves double vision.

What causes double vision?

- Muscle Imbalance
- Eye muscles or the nerves supplying the muscles being weakened or damaged

This could be due to:

- Diabetes
- Increased blood pressure



Patient Information

- Thyroid problems
- Strokes
- Other neurological disorders

How is Double Vision Treated?

Treatment depends on the cause but can include:

- Exercises
- Prisms (temporary or permanent)
- Covering one lens of glasses
- Surgery
- Botox
- Given time the double vision may resolve completely

Separate leaflets on treatment options are available once your treatment has been discussed

Driving

Having double vision prevents you from driving and you are legally obliged to inform the DVLA and your insurers

www.gov.uk/diplopia-and-driving

Drivers Medical Group
DVLA
Swansea
SA99 1DF

The Trust has access to interpreting and translation services. If you need this information in another language or format please contact the Orthoptic department on 024 7696 6521 (or the Orthoptic department at the Hospital of St Cross, Rugby on 01788 663219) and we will do our best to meet your needs.

The Trust operates a smoke free policy

Document History

Author	Emily Lind
Department	Orthoptic
Contact Tel No	26521
Published	September 2015
Reviewed	October 2016, November 2018
Review	November 2021
Version	3
Reference No	HIC/LFT/1964/15