


This child has the following allergies:

Name:

DOB:



● Watch for signs of ANAPHYLAXIS (life-threatening allergic reaction)

Anaphylaxis may occur without skin symptoms: ALWAYS consider anaphylaxis in someone with known food allergy who has **SUDDEN BREATHING DIFFICULTY**

- | | | |
|--|--|---|
| <p>A AIRWAY</p> <ul style="list-style-type: none"> • Persistent cough • Hoarse voice • Difficulty swallowing • Swollen tongue | <p>B BREATHING</p> <ul style="list-style-type: none"> • Difficult or noisy breathing • Wheeze or persistent cough | <p>C CONSCIOUSNESS</p> <ul style="list-style-type: none"> • Persistent dizziness • Pale or floppy • Suddenly sleepy • Collapse/unconscious |
|--|--|---|

IF ANY ONE (OR MORE) OF THESE SIGNS ABOVE ARE PRESENT:

- 1 Lie child flat with legs raised** (if breathing is difficult, allow child to sit)
 -
 -
 -
- 2 Use Adrenaline autoinjector without delay** (eg. EpiPen®) (Dose: mg)
- 3 Dial 999** for ambulance and say ANAPHYLAXIS ("ANA-FIL-AX-IS")
***** IF IN DOUBT, GIVE ADRENALINE *****

AFTER GIVING ADRENALINE:

1. Stay with child until ambulance arrives, **do NOT stand child up**
2. Commence CPR if there are no signs of life
3. Phone parent/emergency contact
4. If no improvement **after 5 minutes**, give a further adrenaline dose using a second autoinjectable device, if available.

You can dial 999 from any phone, even if there is no credit left on a mobile. Medical observation in hospital is recommended after anaphylaxis.

Mild/moderate reaction:

- Swollen lips, face or eyes
- Itchy/tingling mouth
- Hives or itchy skin rash
- Abdominal pain or vomiting
- Sudden change in behaviour

Action to take:

- Stay with the child, call for help if necessary
- Locate adrenaline autoinjector(s)
- **Give antihistamine:**
.....
(If vomited, can repeat dose)
- Phone parent/emergency contact

Emergency contact details:

1) Name:



2) Name:



Parental consent: I hereby authorise school staff to administer the medicines listed on this plan, including a 'spare' back-up adrenaline autoinjector (AAI) if available, in accordance with Department of Health Guidance on the use of AAIs in schools.

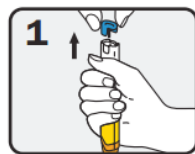
Signed:

Print name:

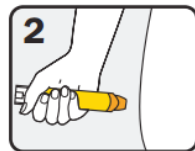
Date:

For more information about managing anaphylaxis in schools and "spare" back-up adrenaline autoinjectors, visit:
sparepensinschools.uk

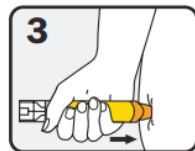
How to give EpiPen®



1 PULL OFF BLUE SAFETY CAP and grasp EpiPen. Remember: "blue to sky, orange to the thigh"



2 Hold leg still and PLACE ORANGE END against mid-outer thigh "with or without clothing"



3 PUSH DOWN HARD until a click is heard or felt and hold in place for **3 seconds**. Remove EpiPen.

Additional instructions:

This is a medical document that can only be completed by the child's healthcare professional. It must not be altered without their permission. This document provides medical authorisation for schools to administer a 'spare' back-up adrenaline autoinjector if needed, as permitted by the Human Medicines (Amendment) Regulations 2017. During travel, adrenaline auto-injector devices must be carried in hand-luggage or on the person, and **NOT** in the luggage hold. **This action plan and authorisation to travel with emergency medications has been prepared by:**

Sign & print name:

Hospital/Clinic:



Date: