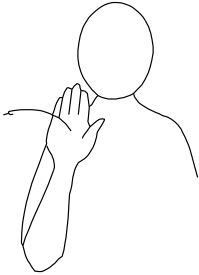





Children's Services

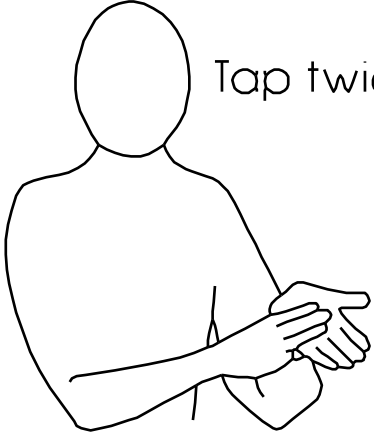



Makaton Sign language

Makaton is a very simple language based on a list of simple everyday words, which uses speech, gesture, facial expression, eye contact, body language, signs, symbols, and words to help communication.






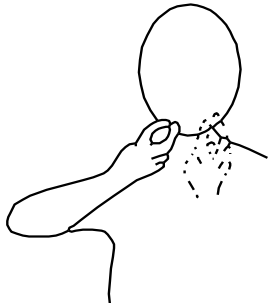
	
<p>Hello</p>	<p>My</p>
	
<p>Name</p>	<p>Is</p>





Patient Information


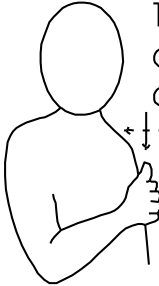
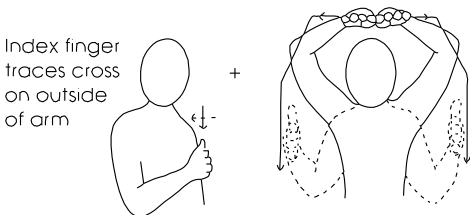
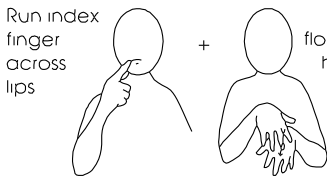
 <p>Tap twice</p>	 <p>Tap twice</p>
<p>Mum</p>	<p>Dad</p>
	 <p>Two small forward strokes at corner of mouth</p>
<p>Boy</p>	<p>Girl</p>

Patient Information

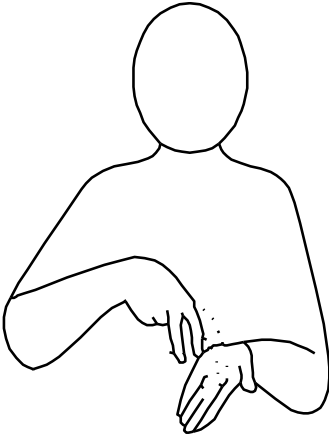
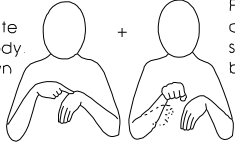
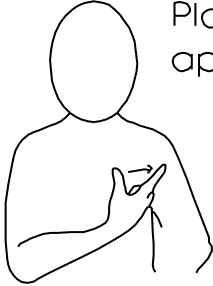
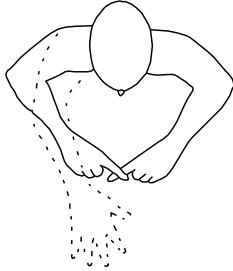


	 <p>Finger spell 'F', circles clockwise in front of body</p>
Baby	Family
 <p>Tap middle of nose twice</p>	 <p>Rub knuckles</p>
Sister	Brother
 <p>Index and middle finger tap chin twice</p>	 <p>Index and middle finger tap chin on right then on left</p>
Aunt	Uncle

Patient Information

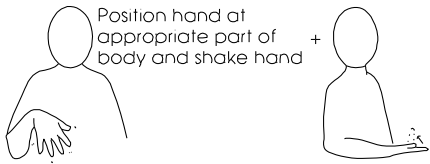




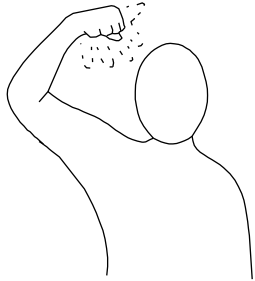
	
<p>Grandmother</p>	<p>Grandfather</p>

 <p>With index finger and thumb, mime taking pulse</p>	 <p>Thumb traces cross on outside of arm</p>
<p>Doctor</p>	<p>Nurse</p>
 <p>Index finger traces cross on outside of arm</p>	 <p>Run index finger across lips</p> <p>Right hand flows over left hand once. Sign once only</p>
<p>Hospital</p>	<p>Blood</p>

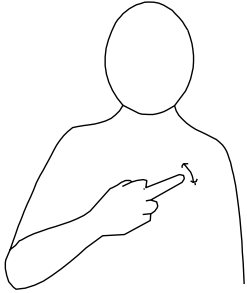

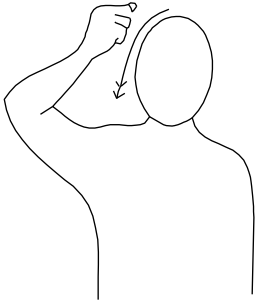

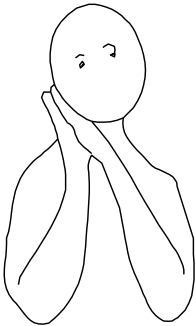
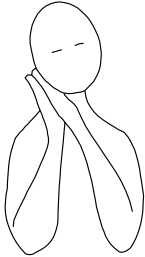
Patient Information

	<p>Point to appropriate part of body. Wrist shown here</p>  <p>Fist hand twists and moves to show breaking bone in position</p>
<h2>Appointment</h2>	<h2>Broken Bone</h2>
 <p>Place as appropriate</p>	 <p>Right hand springs to open hand</p>
<h2>Injection</h2>	<h2>X-Ray</h2>
 <p>For cold food make sign closer to mouth</p>	
<h2>Cold (Feeling)</h2>	<h2>Hot (Feeling)</h2>

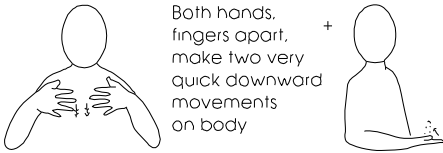
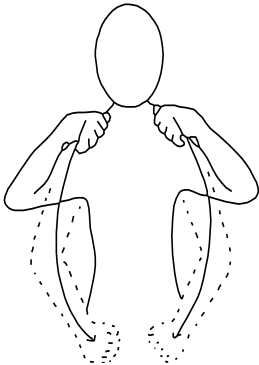

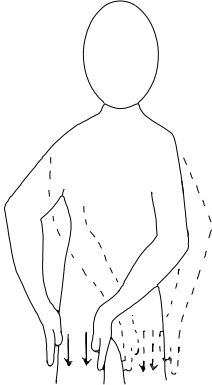
Patient Information

 <p>Position hand at appropriate part of body and shake hand</p>	 <p>Show the sore with little finger on body where appropriate. Add sign for PAIN as necessary</p>
<h2>Hurt</h2>	<h2>Sore</h2>
 <p>Mime washing + hands</p>	
<h2>Washing Your Hands</h2>	<h2>Wash</h2>
	
<h2>Bath</h2>	<h2>Shower</h2>

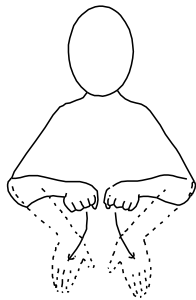
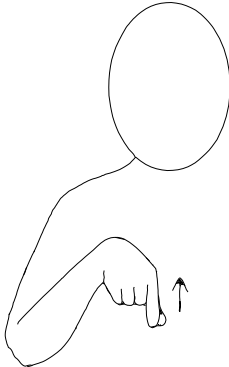
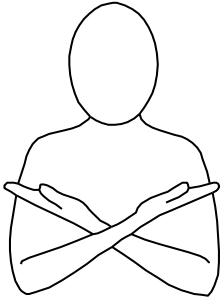
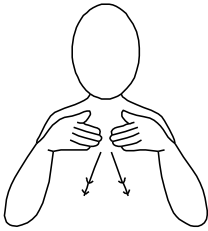
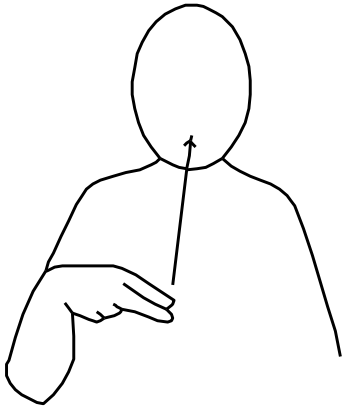

Patient Information

	
Toilet	Brushing Teeth
	
Brush Hair	Drying
	
Bed	Sleep



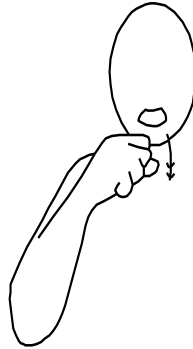


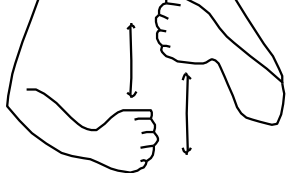
Patient Information

 <p>Both hands, fingers apart, make two very quick upward movements on body</p>	 <p>Both hands, fingers apart, make two very quick downward movements on body</p>
<h2>Get Undressed</h2>	<h2>Get Dressed</h2>
 <p>Mime putting coat on over shoulders, show appropriate length</p>	
<h2>Coat</h2>	<h2>Shoes</h2>
 <p>Show shape of collar and indicate buttons</p>	
<h2>Shirt</h2>	<h2>Trousers</h2>



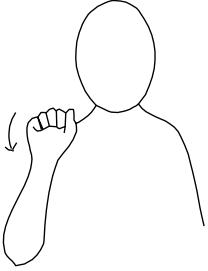
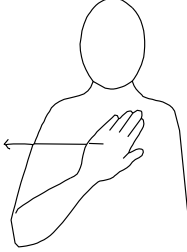
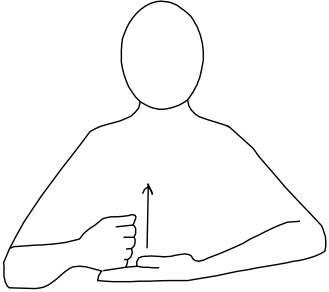
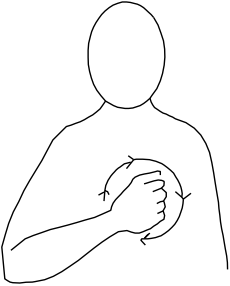
Patient Information

 <p>Fists open up to flat hands and show shape of skirt</p>	
<p>Skirt</p>	<p>Sock</p>
 <p>Tap twice to show length of sleeve</p>	 <p>Flat hands make small, slow downward movement on chest. Second movement is longer</p>
<p>T-Shirt</p>	<p>Clothes</p>
	 <p>Tap twice</p>
<p>Eat</p>	<p>Biscuit</p>

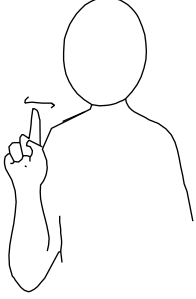
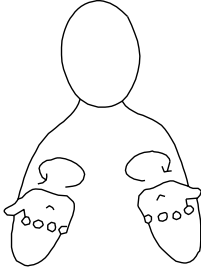




Patient Information

 <p>Take apple to mouth and mime biting it</p>	 <p>Mime peeling banana</p>
Apple	Banana
 <p>Mime licking ice cream</p>	 <p>Mime milking cow</p>
Cake	Ice Cream
 <p>Small movement</p>	 <p>Mime drinking</p>
Drink	Milk



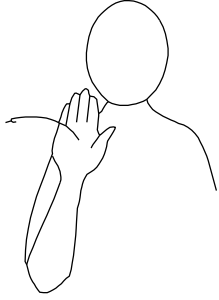



Patient Information

	
Good	Bad
	
Yes	No
	
Help	Sorry




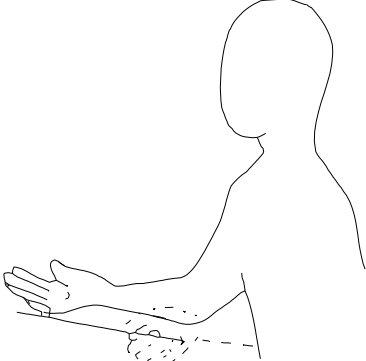

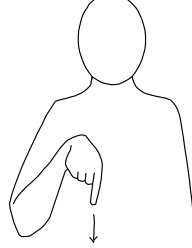
Patient Information

	
What?	Where?
 <p>Small downward movement twice</p>	
Friend	Want
	
Here	There

Patient Information

	
Sing	Speak / Talk
	
Hello	Goodbye
	
My	Your


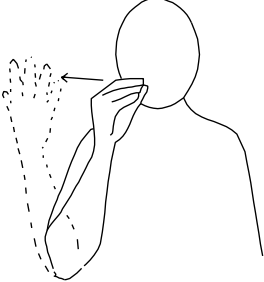

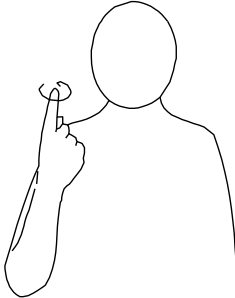
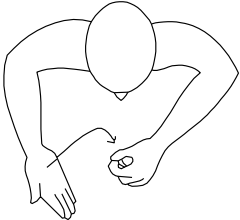

Patient Information

	
Listen	Noise
	
To	Get
	
Up	Down


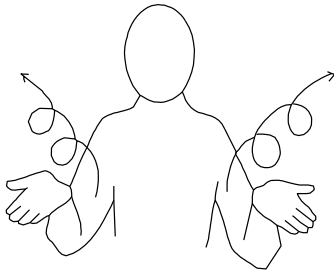
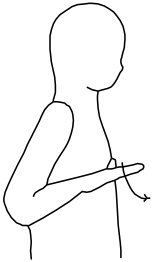

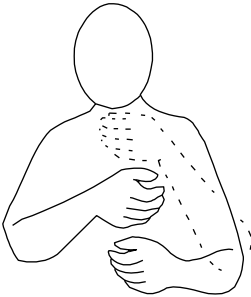
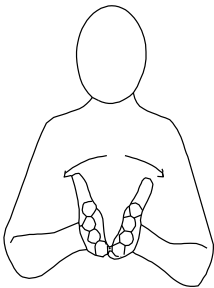
Patient Information

A line drawing of a person's torso and arms. The right hand is raised with the index finger pointing towards the person's chest, and an arrow points from the hand towards the person's head.	A line drawing of a person's torso and arms. Both hands are held flat, palms facing each other, with arrows pointing outwards from the hands.
Come	Give
A line drawing showing two figures. The left figure has their hands clasped together with an arrow pointing from the hands towards the chest. The right figure has their hands held flat, palms facing each other, with a dashed line indicating a downward movement.	A line drawing of a person's torso and arm. The hand is held flat, palm facing up, with a dashed line indicating a downward movement.
Done	Take
A line drawing of a person's torso and arms. The arms are extended horizontally to the sides, with arrows pointing outwards from the hands.	A line drawing of a person's torso and arm. The hand is held flat, palm facing up, with a dashed line indicating a downward movement.
Big	Little


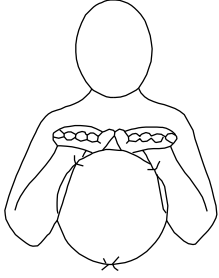
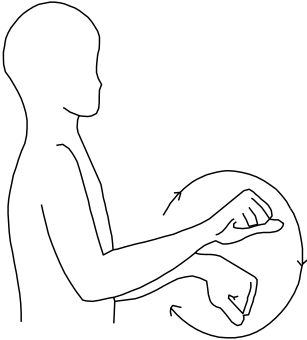
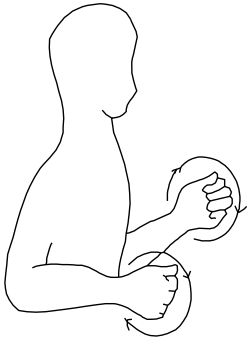
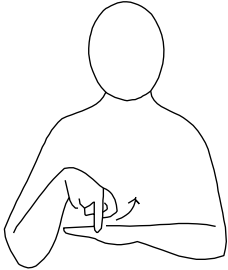
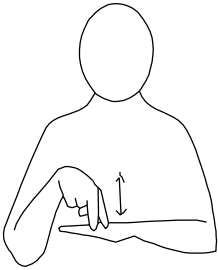
Patient Information

	
Go	Beautiful
	
Which	Who
	
More	Please

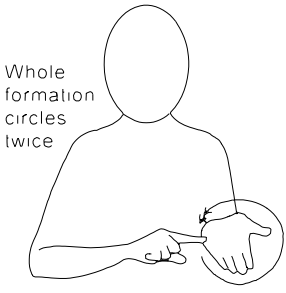

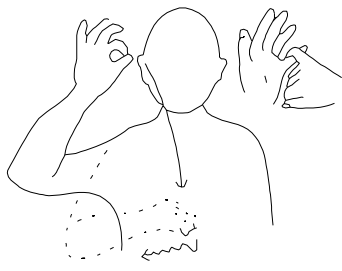
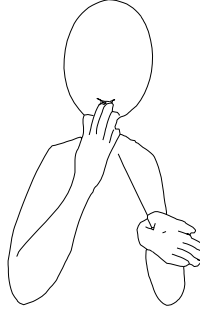
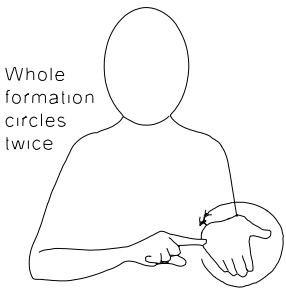

Patient Information

 <p>Pat chest gently</p>	
<p>Like</p>	<p>Want</p>
 <p>With flat palm, thumb on side of chest, hand moves down then forward. Repeat for needs</p>	
<p>Need</p>	<p>Look</p>
	
<p>Bricks</p>	<p>Book</p>




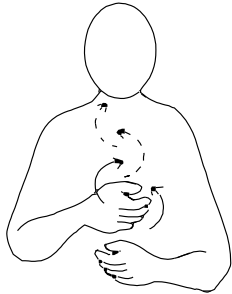


Patient Information

	
<p>Playground</p>	<p>Ball</p>
	
<p>Ride A Bicycle</p>	<p>Run</p>
	
<p>Kick</p>	<p>Jump</p>

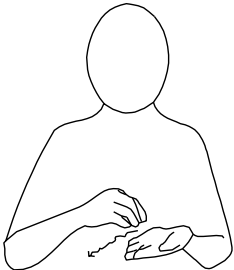

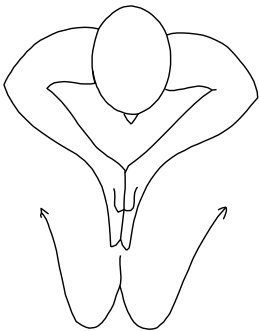


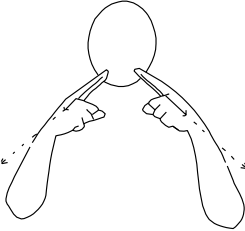
Patient Information

 <p>Whole formation circles twice</p>	
<p>Toys</p>	<p>Scissors</p>
	
<p>Pencils</p>	<p>Glue</p>
 <p>Whole formation circles twice</p>	
<p>Paper</p>	<p>Cut</p>

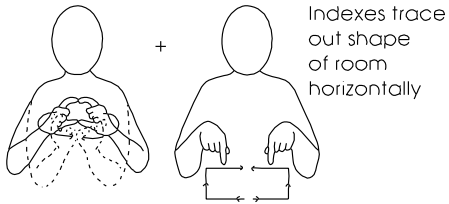
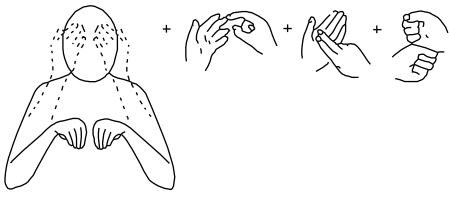
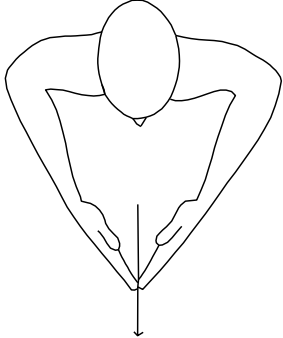
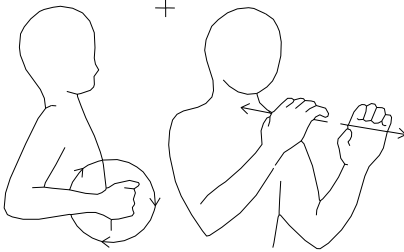

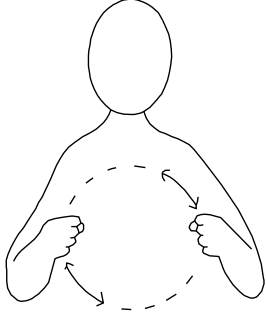
Patient Information

	
Questions	Colouring
	
Playing	Build
	
Doll	Teddy

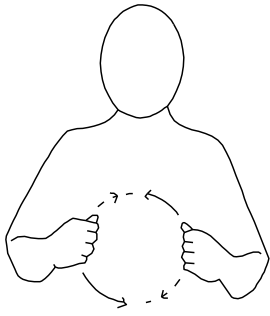
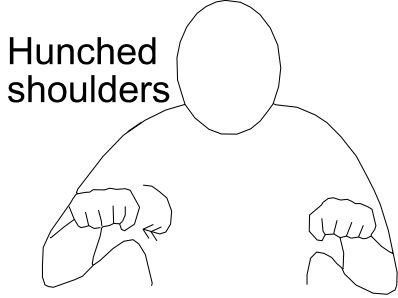
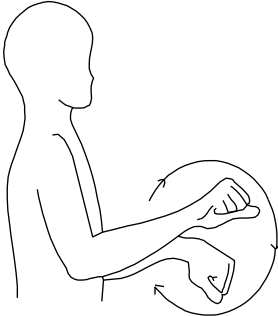
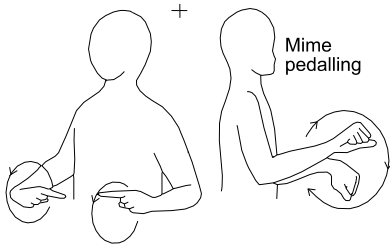
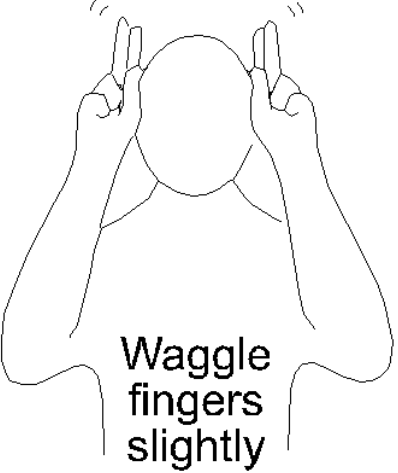
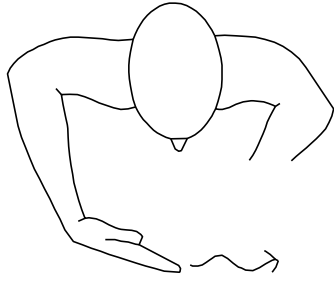
Patient Information

	
Write	Paint
	
Swim	Ride A Horse
	
School	Teacher



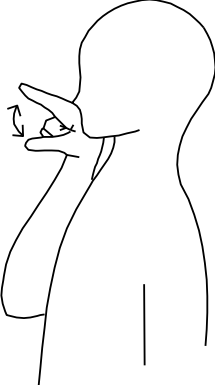



Patient Information

 <p>Indexes trace out shape of room horizontally</p>	
<p>Classroom</p>	<p>Learning</p>
	
<p>Boat</p>	<p>Train</p>
	
<p>Aeroplane</p>	<p>Bus</p>

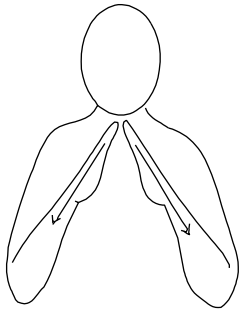
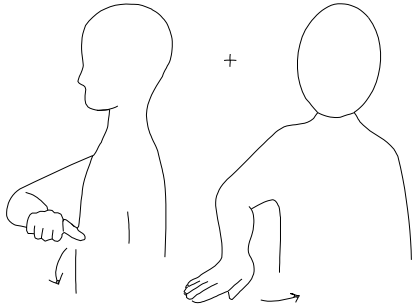


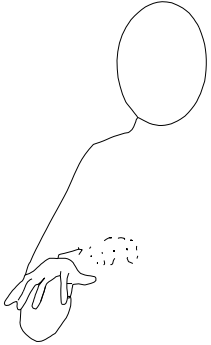

Patient Information

	
Car	Motorbike
	
Bicycle	Tricycle
	
Rabbit	Fish

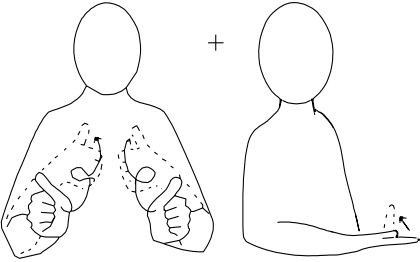
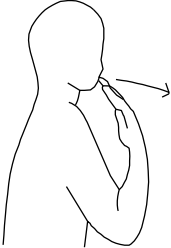
Patient Information


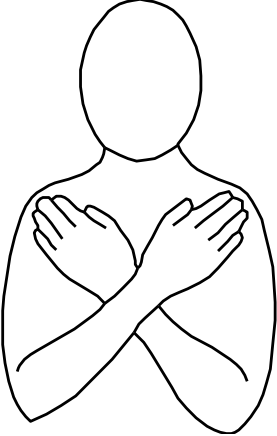
	
Cow	Dog
	
Bird	Cat
	
Horse	Pig

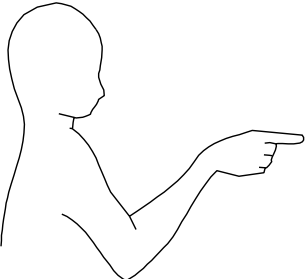

Patient Information

	
House	Farm
	
Tree	Flower
	
Take	Home

Patient Information

	
Finished	Thank You

	
I	Love

	 <p data-bbox="1043 1550 1289 1742">Tips of right fingers touch lips, then move down to make contact with left finger tips</p>
You	Kiss

Patient Information

Further information about Makaton

The Makaton Charity
Manor House
46 London Road
Blackwater
Surrey
GU17 0AA

Tel: 01276 606760

www.makaton.org

The Trust has access to interpreting and translation services. If you need this information in another language or format, please contact 024 7696 7221 and we will do our best to meet your needs.

The Trust operates a smoke free policy.

To give feedback on this leaflet please email feedback@uhcw.nhs.uk

Document History

Department:	Paediatric Unit
Contact:	27221
Updated:	November 2022
Review:	November 2025
Version:	5
Reference:	HIC/LFT/1635/13